

Transportation Activity by Jourdan Saunders, M.S, CF-SLP

1. Have the students pretend that they are going on a trip.



2. First, the students pick where they want to go on the map



and what form of transportation



they want to take to get to their destination.

3. All students put their transportation on the same place to start (current state).

4. Read the story, Getting Around by Ana Paula G. Mumy, Illustrations by Korey Scott.



5. Each student takes turns telling about their form of transportation when it shows up in the book.





For example: The airplane flies fast in the air to Nebraska.

6. The student would take their transportation and land on their destination.

7. After reading the story and everyone has arrived at their destination, students can place their form of transportation under the appropriate category (land, air or water) using the chart below.

<u>Air</u>	<u>Land</u>	<u>Water</u>

***All of Images below (Transportation Pictures and Map) were compiled in Microsoft Word Clip Art.**





Air

Land

Water

Other Websites and Activities that go with the Transportation Theme

- Merriam Webster Visual Dictionary Online is a great website that provides visual pictures of the equipment and structures that correspond to each form of transportation.
<http://visual.merriam-webster.com/transport-machinery.php>
- DLTK has activities, songs and poems that can be used with a transportation theme.
<http://www.dltk-kids.com/crafts/transportation/index.html>
- First School provides activities related to transportation
<http://www.first-school.ws/theme/transportation.htm>
- A List of Transportation Websites
<http://edtech.kennesaw.edu/web/transport.html>